



**Telephone No. - 022-22016157/53  
022-22016159**

MHT-CET 2022 Details	
Have you Appeared for MHT-CET 2022 ?	<input type="radio"/> Yes <input checked="" type="radio"/> No
Have you Appeared for JEE (Main) 2022 Paper-1 NTA Score ?	<input type="radio"/> Yes <input checked="" type="radio"/> No
Are You Foreign National / NRI / PIO / OCI / CIWGC / NEUT / JKSSS Candidate ?	<input type="radio"/> Yes <input checked="" type="radio"/> No
Qualifying Exam	<input type="radio"/> HSC <input checked="" type="radio"/> Diploma in Engineering & Technology

**Important Instructions for Candidates :**

- Read the information brochure carefully before filling in the CAP application form.
- Make sure all supporting documents are available at the time of documents verification as specified by various authorities and as per the Proforma mentioned in the information brochure.
- Before you submit your CAP application and confirm your CAP application by Facilitation Center. Verify Your Name, Category, Gender, Photo, Signature, Exam Marks and Name on Marksheet as well as any additional information, such as the status of the EWS, TFWs, validity, required format, etc.
- Check daily SMS messages on your registered mobile number; login to your account to read messages in your message box; and registered e-mail for important information from State CET Cell until the end of the CAP process.
- Check the official State CET website daily for the latest notification published by the State CET cell.
- Please check the important dates of the various activities and complete the activities according to schedule.

☐ I have read all Important Instructions.

**Save & Proceed >>>**

After filling information Click on the check below instruction and “Save and Proceed” button.

## Registration Details

Personal Details: Enter your Full Name as per HSC Marksheet). Enter Father's Name, Enter Mother's Name, Choose Gender, Confirm Gender, DOB (DD/MM/YYYY), Religion, Region, Choose Annual Family Income, Mother Tongue, Nationality

Registration Details			
Personal Details			
Candidate's Full Name उमेदवाराचे पूर्ण नाव		RATHOD LAXMAN CHANDRASHEKHAR (As appeared on HSC Marksheet)(भाटारी गुणपत्रिकेवर प्रकाशित केलेल्याप्रमाणे)	
Father's Name वडीलराचे नाव		CHANDRASHEKHAR	
Mother's Name आईचे नाव		SANGEETA	
Gender लिंग		Male	
Confirm Gender लिंग पुन्हा करा		Male	
DOB (DD/MM/YYYY) जन्म तारीख ( दिनांक/माहिना/वर्ष)		12/07/2001	
Religion धर्म		Hindu	
Region प्रदेश		Rural	
Annual Family Income वार्षिक कुटुंबीक उत्पन्न		250,001 - 3,00,000	
Mother Tongue मातृभाषा		Marathi	
Nationality राष्ट्रीयत्व		India	

Communication Details : Enter your communication address, Mobile Number and Email Address.

Communication Details			
Address Line 1 पत्ता ओळ 1		Mumbai city mumbai	
Address Line 2 पत्ता ओळ 2		Yerwada Pune	
Address Line 3 पत्ता ओळ 3			
State राज्य		Maharashtra	
District जिल्हा		Mumbai Suburban	
Taluka तालुका		Borivli	
Village गाव		Erangal	
PIN Code पिन कोड		400001	
Telephone No दूरधनी क्रमांक			
<p>One Time Password (OTP) will be sent to the mobile number given below for activation of your login. Kindly make sure that mobile number is correct. This mobile number will be used for all future communications. Candidate can use one Mobile No for One Application Form.</p>			
Mobile No संवाणधनी क्रमांक		9156491083	
E-Mail ID ई - मेल आयडी		Test@gmail.com	

## Choose Password

Enter your password as per the instruction and confirm same. Then enter Captcha as shown in below image. If Captcha is not visible or difficult then please click on reset button to change the Captcha Image.

Choose Password			
<p><b>The Password must be as per the following Password policy :</b></p> <ul style="list-style-type: none"><li>• Password must be 8 to 13 character long.</li><li>• Password must have at least one Upper case alphabet.</li><li>• Password must have at least one Lower case alphabet.</li><li>• Password must have at least one numeric value.</li><li>• Password must have at least one special characters eg !@#\$%^&amp;*~</li><li>• You can not Copy(Ctrl + C) &amp; Paste(Ctrl + V) and Right Click Passwords into a Password Field</li></ul>			
Choose Your Password संकेतशब्द निवडा		*****	
Confirm Password संकेतशब्दाची पुष्टी करा		*****	
Enter Captcha Given Below (case sensitive)		XZEAE	
Captcha		X Z E A E	
<p>Save &amp; Proceed &gt;&gt;&gt;</p>			

After filling all above information Click on “Save and Proceed” button.

## Mobile Number Verification

OTP will be sent on Mobile number which is entered by you in previous step, Check the SMS box the and enter the OTP and click on ‘Verify OTP’ to confirm entered mobile number.

Verify One Time Password

Instructions :

- State CET Cell will send you a One Time Password (OTP) on Your Registered Mobile Number to Verify Your Login
- After receiving One Time Password (OTP), Please Enter it.
- After Verification of One Time Password (OTP), You can Proceed to Complete Your Activities.

Enter One Time Password

Verify OTP

## Application ID

After mobile number verification, Unique Application ID will be displayed on screen.

Instructions

Registered Successfully for Admission to First Year Under Graduate Technical Courses in Engineering and Technology (4 Years) & Master of Engineering and Technology (Integrated 5 Years) Admissions A.Y. 2022-23

Application ID : EN22100384

Important Instruction :

- Please note down system generated Application ID and chosen Password for all future logins.
- Candidate is advised not to disclose or share their password with anybody, CET Cell will not be responsible for violation or misuse of the password of a candidate.
- Candidate can change his/her passwords after login, if desired.
- Candidate should remember to log out at the end of their session so that the particulars of the candidate cannot be tampered or modified by unauthorized persons.
- Candidate can reset Password using a verification code sent via text message (SMS) to Candidate's Registered Mobile No.
- Application ID has been sent to Candidate's Registered Mobile Number.

Proceed to Complete Application Form >>>

Note the Application ID for future reference and Click on “Proceed to Complete Application Form” button to Login application ID.

## Registered Candidate sign In

Enter Application ID and Chosen Password and click on sign In button.

Registered Candidates Sign In

Application ID : EN22100384

Password : .....

Sign In

Instructions :

- The Candidate who is already registered should enter Application ID and Password.
- In case candidate forgets his / her Application ID / Password, he / she can retrieve it by using "I can't access my account ?".
- Candidate is advised not to disclose or share their password with anybody, CET Cell will not be responsible for violation or misuse of the password of a candidate.
- Only authorised users are allowed to proceed further.
- Your IP Address and other information will be captured for security reasons.
- The SC, ST, VJ/DT- NT(A), NT(B), NT(C), NT(D), OBC, SBC and EWS Candidates who submitted receipt of Caste/Tribe Validity Certificate, Non Creamy Layer Certificate, EWS Certificate during physical document verification and confirmation period should scan and submit Caste/Tribe Validity Certificate, Non Creamy Layer Certificate, EWS Certificate in online mode and submit original certificate at Allotted institute on or before [REDACTED] otherwise such admission get automatically cancelled and candidate shall be considered as Open category candidate for next institutional vacancy round provided candidate full fill eligibility criteria for open category.

[I can't access my account ?](#)

If in case candidate unable to login his/her application then click on “I can’t Access my Account” to reset the Password or to know the Application ID.

## Candidate application form Dashboard

There is total 10 Steps which are required to be completed, to complete application form candidate needs to click on Incomplete button of Step 2.

Application status and Important Instruction will be displayed under “Application form Verification Status” as shown below.

**Application Form Verification Status**

**Your Application Form is In-Complete, Please Fill the Complete Application Form and Visit to Facilitation Center(FC) for Document Verification and Confirmation.**

Application Form Status

Step ID	Step Details	Status
Step 1	Fill Registration Details	Complete
Step 2	Fill Candidature Type Details	Incomplete
Step 3	Fill Home University & Category Details	Incomplete
Step 4	Fill Special Reservation Details	Incomplete
Step 5	Fill Qualification Details	Incomplete
Step 6	Fill JEE (Main) 2022 Paper-1 Details	Incomplete
Step 7	Upload Photograph and Signature	Incomplete
Step 8	Upload Required Documents	Incomplete
Step 9	Pay Application Fee	Incomplete
Step 10	Confirm Application Form at Facilitation Centre	Incomplete

After filling all information Step by Step candidate needs/required to visit nearby Facilitation center to verify the application form.

Complete after verification of application form Step 10.

Only verified Application Forms will be considered for Current year Admission process (CAP) as rule.

## Claim Your Type of Candidature

Read the instruction given below and Claim Your Type of Candidature. For more detailed information Read Information Brochure Available on home of registration.

**Claim Your Type of Candidature**

**Note :**

- Read all the types carefully and claim your Type of Candidature by clicking on the radio button and then click on 'Save & Proceed' Button.

Eligibility Requirement	Select Candidature Type
(i) Candidates Passing SSC and also HSC or Diploma in Engineering examination from a recognized institution in Maharashtra State. (ii) Candidate who is either Domicile of Maharashtra and / or is born in Maharashtra.	<input type="radio"/> Maharashtra - Type A
A Candidate who does not fall in Type-A above, but who or whose Father or Mother is domiciled in the State of Maharashtra and possess Domicile Certificate.	<input type="radio"/> Maharashtra - Type B
A Candidate who does not fall in either Type-A or Type-B but whose Father or Mother is an employee of the Government of India or Government of India Undertaking and who has been posted and reported to duty in Maharashtra State before the last date for submission of Application Form for CAP.	<input type="radio"/> Maharashtra - Type C
A Candidate who does not fall in any of the above Type-A, Type-B and Type-C but whose Father or Mother is an employee or retired employee of the Government of Maharashtra or Government of Maharashtra Undertaking.	<input type="radio"/> Maharashtra - Type D
Candidates passing SSC and/or HSC Examination from a recognized institution located in Maharashtra Karnataka Border area or from Maharashtra, residing in the Maharashtra Karnataka Border area and whose mother tongue is Marathi <a href="#">Click here for List of Maharashtra Karnataka Border area designated Villages</a>	<input type="radio"/> Maharashtra - Type E
Outside Maharashtra State (OMS) Candidate having Indian Nationality.	<input type="radio"/> OMS

## Home University & Category Details

Based on Candidature type Home University & Category Details will be displayed. For Candidature type A below information (Question) will be displayed.

Home University & Category Details	
Home University Details	
Your Type of Candidature : <b>Maharashtra - Type A</b>	
Select Document for Type-A प्रकार -अ साठीचे प्रमाणपत्र निवडा	-- Select Document --
Select District from which Candidate has Passed SSC उमेदवाराने दहावी उत्तीर्ण केलेला जिल्हा निवडा	-- Select District --
Select District from which Candidate has Passed HSC / Diploma in Engineering & Technology उमेदवाराने बारावी / अभियांत्रिकी व तंत्रज्ञान पदविका उत्तीर्ण केलेला जिल्हा निवडा	-- Select District --
Select Taluka from which Candidate has Passed HSC / Diploma in Engineering & Technology उमेदवाराने बारावी / अभियांत्रिकी व तंत्रज्ञान पदविका उत्तीर्ण केलेला तालुका निवडा	-- Select Taluka --
Your Home University मुख्य विद्यापीठ	

Select Document for Type-A, Select District from which Candidate has Passed SSC, Select District from which Candidate has Passed HSC / Diploma in Engineering & Technology, Select Taluka from which Candidate has Passed HSC / Diploma in Engineering & Technology based on above information “Your Home University” will be displayed.

## Category Details

Select Category to Which You Belong, based on Category applicable documents and benefits will be displayed.

Category Details	
Select Category to Which You Belong आपला प्रवर्ग निवडा	Open -- Select Category --
Your Annual Family Income कौटुंबिक वार्षिक उत्पन्न	Open SC ST DT/VJ NT 1 (NT-B) NT 2 (NT-C) NT 3 (NT-D) OBC SBC
Do you want to Apply for EWS (Economically Weaker Section) Seats ? आपण ईडब्ल्यूएस (आर्थिक दृष्ट्या दुर्बल घटक ) जागांसाठी अर्ज करू इच्छिता?	
Enter Caste Name जातीचे नाव प्रविष्ट करा	
<b>Instructions :</b>	
You are required to upload the Domicile Certificate / Birth Certificate / School Leaving Certificate of Candidate stating that the Birth Place is in Maharashtra.	
<b>Save &amp; Proceed &gt;&gt;&gt;</b>	

Select EWS status “Yes” if you want to apply under EWS otherwise select “No”.

Enter your caste name and click on “Save and Proceed” button.

### Note

The SC, ST, VJ/DT- NT(A), NT(B), NT(C), NT(D), OBC, SBC and EWS Candidates who submitted receipt of Caste/Tribe Validity Certificate, Non Creamy Layer Certificate, EWS Certificate during physical document verification and confirmation period should scan and submit Caste/ Tribe Validity Certificate, Non Creamy Layer Certificate, EWS Certificate in online mode and submit original certificate at Allotted institute on or before last date of CAP ROUND III to 05.00 p.m. otherwise such admission get automatically cancelled and candidate shall be considered as Open category candidate for next institutional vacancy round provided candidate full fill eligibility criteria for open category.

## Special Reservation Details

### PWD, Defense and TFWS Details

If you have Minimum 40% disability Certificate, Select Your Disability type from given dropdown otherwise select “Not Applicable”.

If candidates’ parent is in defense or retired from defense, then Select Defense type otherwise select “Not Applicable”.

If you want to apply under TFWS (Tuition Fee Waiver Scheme). Select “Yes” otherwise select “No” - Valid Income certificate required

If candidate is Orphan, then Select “Yes” otherwise select “No” (Proforma U) required.

Select your Minority Type if candidate belongs to Minority Candidature Type otherwise select “Not Applicable”

[Read Information Brochure for more detailed information.](#)

Special Reservation Details	
PWD, Defence and TFWS Details	
Person with Disability अपंग व्यक्ती	Autism Spectrum Disorder 40% benchmark disability required. Minimum
Is Parent a Defence Personnel पालक एक संरक्षण कर्मचादी आहे	Not Applicable
Your Annual Family Income कोटिविक वार्षिक उत्पन्न	2,50,001 - 3,00,000
Do you want to Apply for TFWS (Tuition Fee Waiver Scheme) Seats ? तुम्हाला टीएफडब्ल्यूएस (शिक्षण शुल्क माफी योजना) जागांसाठी अर्ज करायचा आहे काय?	No
Orphan Details	
Are You Orphan ? तुम्ही अनाथ आहात काय?	No
Minority Details	
Do You Belongs to Minority Candidature Type ? आपण अल्पसंख्याक उमेदवारी प्रकाराशी संबंधित आहात काय?	No
You are required to Upload Certificate of Disability from the Director, All India Institute of Physically Handicapped, Mumbai or Dean / Civil Surgeon of the Government / Civil Hospitals.	
Save & Proceed >>>	

## Qualification Details

### SSC/Equivalent Details

Select SSC Board, SSC Passing Year, SSC Seat Number and enter Marks obtained and Marks out of.

Qualification Details			
SSC / Equivalent Details			
SSC Board दहावी बोर्ड	Maharashtra State Board of Secondary and Higher Secondary Education, Pune		
SSC Passing Year दहावी उत्तीर्ण वर्ष	2018	SSC Seat Number दहावीचा आसन क्रमांक	8233221
Note : If you have not appeared for Mathematics or Science or English in SSC then Enter Zero (0) in Marks Obtained and 100 in Marks OutOf for that Subject.			
Subject	Marks Obtained	Marks OutOf	Percentage
SSC Mathematics Marks दहावी गणिताचे गुण	60	100	60.00
SSC Science Marks दहावी विज्ञान गुण	50	100	50.00
SSC English Marks दहावी इंग्रजी गुण	60	100	60.00
SSC Aggregate Marks दहावी एकूण गुण	417	500	83.40

### HSC / Equivalent Details

[Read all Instruction carefully before filling HSC details.](#)

Select Qualifying Exam, Place of HSC Board and HSC Board.

Candidate Passing HSC in year 2022 & 2021 are not required to fill marks manually as they can fetch marks directly by entering following details.

Select HSC Passing Year, Enter HSC Seat Number and Enter Candidate's Mother Name & Candidate's Name then click on “Get HSC Details”.

After entering all information recheck in formation and click on “Save and Proceed” button to proceed.

**HSC / Equivalent Details**

**Eligibility :** Eligibility : Passed HSC or its equivalent examination with Physics and Mathematics as compulsory subjects along with one of the Chemistry or Biotechnology or Biology or Technical or Vocational subjects, or Computer Science or Information Technology or Informatics Practices or Agriculture or Engineering Graphics or Business Studies or Electronics or Entrepreneurship and obtained at least 40% marks (at least 40% marks, in case of backward class categories, Economically Weaker Section and Persons with Disability candidates belonging to Maharashtra State only) in the above subjects taken together and The Candidate should have appeared in all the subjects in MH-CET 2022 and should obtain non zero score in MH-CET 2022. Or Passed Diploma in Engineering and Technology and obtained at least 45% marks (at least 40% marks, in case of backward class categories, Economically Weaker Section and Persons with Disability candidates belonging to Maharashtra State only).

The List of Technical or Vocational Courses will be populated according to the HSC Board.

The Aggregate Marks Obtained and Out Of should be greater than the individual marks.

Qualifying Exam  
पात्रता परीक्षा ☒ HSC ☐ Diploma in Engineering & Technology

Place of HSC Board  
बादली परीक्षा संस्थांचे स्थान ☒ India ☐ Abroad

HSC Board  
बादली बोर्ड Maharashtra State Board of Secondary and Higher Secondary Education, Pune

**Note :** If the concerned Board of HSC has corrected the Marks in rechecking / verification / awarded marks for Sports and these marks are added in Total as well as percentage, please visit FC for updating Marks Obtained / adding Sports Marks in Total. The FC Officer shall verify and update.

HSC Passing Year  
बादली उत्तीर्ण वर्ष 2022

HSC Seat Number  
बादलीका आंतर क्रमांक

Candidate's Mother Name as on HSC Marksheet

Candidate's Name as on HSC Marksheet  
अभिवाचने बादली मुलांकितनाम ज्ञात

**Get HSC Data**

HSC Passing Status  
बादली उत्तीर्ण स्थिति ☐ Passed ☐ Failed / Compartment

**Note :** If you have not appeared for Chemistry in HSC then enter Zero (0) in Marks Obtained and enter 100 in Marks OutOf for that Subject.

Subject	Marks Obtained	Marks OutOf	Percentage
HSC Physics Marks बादली भौतिकशास्त्र गुण			
HSC Mathematics Marks बादली गणित गुण			
HSC Chemistry Marks बादली रसायनशास्त्र गुण			
Select Subject in which You Oot Maximum Percentage of Marks HSC Not Applicable			
HSC English Marks बादली इंग्रजी गुण			
HSC Aggregate Marks बादली झुण गुण			

**Save & Proceed >>>**

## JEE (Main) 2022 Paper-1 NTA Score

If you have appeared for JEE 2022 then select ‘Yes’ otherwise select ‘No’.

Enter your JEE application No and DOB and click on Get JEE Score Data to fetch details.

**JEE (Main) 2022 Paper-1 NTA Score**

Have you Appeared for JEE (Main) 2022 Paper-1 NTA Score  
आपण जेईई (मुख्य) 2022 पेपर -1 एनटीए पात्रता परिक्षेत उत्तीर्ण आहोत का ? ☒ Yes ☐ No

**Note :** Your Final Details (based on best of the Two in 'Total') will be fetched after entering JEE Application No and DOB.

JEE Application No.  
आसन क्रमांक 220310000003

Candidate's DOB as on JEE Score Card 09-12-2004 \*(DD/MM/YYYY)

**Get JEE Score Data**

JEE Appearing Month & Year  
जेईई पात्रता उत्तीर्ण परिक्षेचा महिना व वर्ष MAR-2022(Session 2)

Candidate Name As Per JEE ADVIKA SINHA

Physics  
भौतिकशास्त्र 89.8669428

Chemistry  
रसायनशास्त्र 89.7492625

Mathematics  
गणित 84.9777192

Total  
एकूण 90.9998117

**Save & Proceed >>>**

Click on “Save & Proceed” button.

If candidate unable to fetch their JEE 2022 score kindly contact support.

## Upload Photograph & Signature


Read the instruction given below and select Upload type >> select File>>click on Crop>>select area>>>click on Crop>>upload by following mentioned step candidate needs to upload the PHOTO and Signature.

**Upload Photograph & Signature**


**Note :**  
1. The Photograph Image should be in jpg/jpeg/png format.  
2. Size of the Photograph Image must be greater than 4 KB and less than 100 KB.  
3. Dimension of Photograph Image should be 3.5 CM (width) \* 4.5 CM (Height) only.  
4. Ensure that Photograph Image is of good quality.  
5. Use '**BROWSE**' button to set Photograph Image Path and Click '**PREVIEW**' Button to Verify Your Photograph.

Select Upload Type : Signature

Photograph  
छायाचित्र



Signature  
हस्ताक्षरी



Save & Proceed >>>

After uploading both (Photo and Signature) click on “Save & Proceed” button.

## Upload Required Documents











As per the selection made by candidate in previous steps from 1 to 7, candidate asked to upload the respective documents.

To upload the documents, follow the step

Click on Upload Icon>>Open>>Select file>>Upload. Candidate can delete the uploaded document to delete uploaded document [click here](#)

**Upload Required Documents**

**Instructions :**  
• Please Use Latest Version Of **Google Chrome** or **Mozilla Firefox** To Upload Documents.  
• File Types Allowed : **pdf, jpg, jpeg, png**  
• Maximum File Size Allowed : **500 KB**.

Sr. No.	Document Name	Upload	View	Edit
1	Certificate of Indian Nationality in the Name of the Candidate.			
2	Birth Certificate of the Candidate showing his / her Place of Birth in the State of Maharashtra.			
3	Statement of Marks or Certificate of Passing SSC / Equivalent Examination.			
4	Statement of Marks or Certificate of Passing HSC / Equivalent Examination.			
5	Score Card of JEE Main (Paper - 1) 2022.			

After uploading all the documents click on “Save & Proceed” button.

Read all the instruction given on screen.



## Application Fee Cart

As per rules mentioned in the information brochure application fee will be displayed, select the check box and click on “Proceed to Payment” and Pay the application fee using available Payment method.

**Application Fee Cart**

**Note :** Following Payment has not been done. Select the admission(s) for which you want to pay the fee.

Select the Admission Group to Make Payment & Click On "Proceed To Payment >>>" Button.

Select	Admission Group	Fee Amount(₹)
<input checked="" type="checkbox"/>	Application Fee	800

Total Fee **800.00**

**Step 1** (points to the checkbox)

**Step 2** (points to the "Proceed To Payment >>>" button)

**Step 3** (points to the "Online" button under Razorpay)

**Step 4** (points to the "Proceed >>>" button after terms and conditions)

**Step 5** (points to the "OK" button in the confirmation dialog)

Payment Method: **Online** (Razorpay)

Terms & Condition: ☒ I agree to the Terms & Conditions

Proceed >>>

stagingfe2022.azurewebsites.net says  
Do you want to proceed with current payment selection?  
You will be redirected to Payment Gateway for payment.

OK Cancel

Total Amount : ₹ 800.00

Course Applied : 1

## Print Application Form

After successful payment candidate can print the application form.

**First Year Under Graduate Technical Courses in Engineering and Technology (4 Years) & Master of Engineering and Technology (Integrated 5 Years) Admissions A.Y. 2022-23**

**Print Application Form**

**Important Instructions for Printing :**

- Before printing access the "Page Setup" Option from file menu and configure the following values :
  - Left Margin = 0.25
  - Right Margin = 0.25
  - Top Margin = 0.25
  - Bottom Margin = 0.25
  - Header should be blank
  - Footer should be blank
- Make sure that the printer is ready with **A4** size papers in it.
- The online system will print **Application Form**.
- Confirm whether you have received correct set of printout if not then please take the printouts again.

**Note :** After Printing of Application Form, Please Upload Required Documents. To Upload Documents, [Click Here](#)

**First Year Degree in Engineering/Technology Admissions 2022-23**

**Application Form**

**GOVERNMENT OF MAHARASHTRA**  
**STATE COMMON ENTRANCE TEST CELL, MAHARASHTRA STATE**  
8th Floor, New Excelior Building, A.K.Nayak Marg, Fort, Mumbai-400001. (M.S.)

**Application Form for Admission to First Year Under Graduate Technical Courses in Engineering and Technology (4 Years) & Master of Engineering and Technology (Integrated 5 Years) Admissions A.Y. 2022-23**

Application ID : **EN22100384** Version No : 1

**Personal Details**

Candidate's Full Name	<b>ADVIKA SINHA</b>
Father's Name	<b>CHANDRASHEKHAR</b>

## Edit Application form

After submission of application form if candidate want to edit the application candidate needs to visit the facilitation center.

To edit/delete/change the uploaded documents click on link given on print application form.

For any change or modification in submitted application form candidate needs to visit Nearby facilitation center.

**Verification of Application form**

It is mandate to candidate for verification of application form he/she needs to Visit any nearest Facilitation center with all original document for Verification of your application form.

Only verified application forms will be considered for CAP admission process.